

Vintage Marketplace

Houston, TX

Demographic Summary Report

2020 Census, 2025 Estimates & 2030 Projections

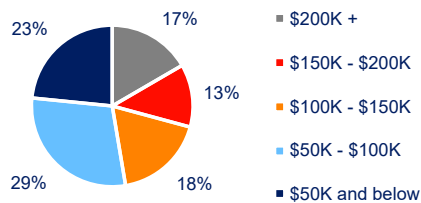
Source: Synergos Technologies, Inc

Current Year Demographics	1-Mile Radius	3-Mile Radius	5-Mile Radius	10-Min Drive
Current Population	13,653	117,515	292,696	178,576
Total Daytime Population	12,901	109,333	255,699	152,096
Workplace Population	5,752	33,596	80,626	47,147
Average Household Income	\$126,057	\$126,124	\$128,277	\$126,145
Median Household Income	\$93,547	\$94,541	\$99,411	\$96,677
Total Households	5,423	44,647	104,140	65,839
Median Home Value	\$323,382	\$369,419	\$362,801	\$364,195
College (4+)	43.3%	43.6%	40.8%	42.4%
Total Consumer Spending/Capita (Weekly)	\$447	\$446	\$446	\$446
% of Households with Children	30.1%	32.0%	35.8%	34.5%

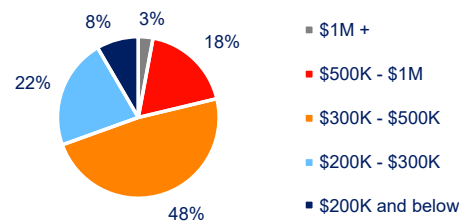
2030 Demographic Projections

Projected Population	14,303	123,276	304,457	187,230
Projected Annual Growth Rate	0.9%	1.0%	0.8%	1.0%
Projected Total Growth Rate (5-Yr)	4.8%	4.9%	4.0%	4.8%

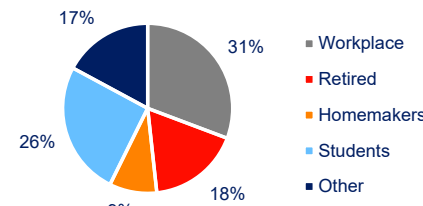
3-Mile Radius Section Detail



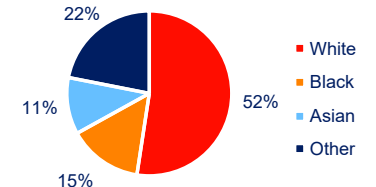
Household Income



Home Value



Daytime Population



Race

BRIXMOR[®]